

What can you do with
your EID?

With electronic ID, you can ...



DIRECTORIES CALENDAR AND EVENTS VISIT CITYU NEWS AND MEDIA QUICK LINKS ^ Q v ENG | 繁 | 簡

About CityU Admissions Academics Re ni Giving

The Strategic Plan 2020–2025: World-class Research and Education

READ MORE ▸

AIMS
Canvas
CAP
Email
Portal
Library
CityU Scholars
CityVoD
CityUWiki
Change Password

log on to the AIMS, Canvas, CAP,
Email, Portal, CityU Scholars and CityUWiki

With electronic ID, you can ...

log on to the Portal to view personalized information, search for library resources, book a sport venue, get study tips, access to learning support information and services, or perform many other useful functions.

The screenshot displays the CityU Portal website. At the top, there is a navigation bar with the CityU logo, the word "Portal", and tabs for "Home", "Staff", and "Student". A search bar is located on the right side of the navigation bar. Below the navigation bar, the page is organized into several columns of content. The left column contains a "Useful Services" section with links to "Central Repository on Student Development Activities (CRESDA)", "Course Registration", "DegreeWorks", "Examination Timetable", and "Student Schedule". Below this is a "Facilities Booking" section with links to "FMO Campus Facilities", "CSC Computer Reservation", "Group Study Room Booking", "Library Study Space & PC Booking", "SDS Sports Facilities Booking and Information", and "SDS Student Activity Venue Booking". At the bottom left is a "For Student Societies Only" section with links to "SDS Student Activity Equipment Booking", "SDS Student Activity Venue Booking", and "Venue and Classroom Booking". The middle column features a "My Teaching & Learning Questionnaires (TLQ)" section with a message "No questionnaire for you at this moment.", followed by a "My Learning" section with links to "Academic Honesty", "Learning & Study Strategies Inventory (LASSI)", "Online Student Guide for OBTL", "Peer-Assisted Learning Scheme (Supplemental Instruction model) (PALSI)", and "Self-regulation Skill with LASSI". Below this is a "Research" section with links to "CityU Scholars", "List of Research Institute/Centres", "Knowledge Transfer Office", and "Research Grants & Contracts Office". The right column contains a banner for "University Requirement on Academic Honesty" with the "AH" logo. Below the banner is a vertical list of dropdown menus: "Academic Regulations & Policies", "Academic Services", "International and Non-local Students", "IT Services", "Library Services and Resources", "Student Development Services", "Student Exchange", and "University Policies".

CityU Portal

Home Staff Student

Search

Useful Services

- Central Repository on Student Development Activities (CRESDA)
- Course Registration
- DegreeWorks
- Examination Timetable
- Student Schedule

Facilities Booking

- FMO Campus Facilities
- CSC Computer Reservation
- Group Study Room Booking
- Library Study Space & PC Booking
- SDS Sports Facilities Booking and Information
- SDS Student Activity Venue Booking

For Student Societies Only

- SDS Student Activity Equipment Booking
- SDS Student Activity Venue Booking
- Venue and Classroom Booking

My Teaching & Learning Questionnaires (TLQ)

No questionnaire for you at this moment.

My Learning

- Academic Honesty
- Learning & Study Strategies Inventory (LASSI)
- Online Student Guide for OBTL
- Peer-Assisted Learning Scheme (Supplemental Instruction model) (PALSI)
- Self-regulation Skill with LASSI

Research

- CityU Scholars
- List of Research Institute/Centres
- Knowledge Transfer Office
- Research Grants & Contracts Office

University Requirement on Academic Honesty

- Academic Regulations & Policies
- Academic Services
- International and Non-local Students
- IT Services
- Library Services and Resources
- Student Development Services
- Student Exchange
- University Policies

With electronic ID, you can ...

get your class schedule

Time	Monday	Tuesday	Wednesday	Thursday	Friday	Saturday	Sunday
08:00-08:50							
09:00-09:50		34911 GE2224-S01	38644 GE1216-S01		35661 GE2315-C01		
10:00-10:50		AC1 LT-11	AC1 G5-217		AC1 LT-1	33452 GE2401-T02	
11:00-11:50						AC1 G5-137	
12:00-12:50		35666 GE2315-T03 MMW 1411					
13:00-13:50							
14:00-14:50							
15:00-15:50							
16:00-16:50			32999 GE1501-C02				
17:00-17:50	35202 GE1501-T42		AC1 LT-18				
18:00-18:50	AC1 Y5-408						
19:00-19:50							
20:00-20:50							
21:00-21:50							
22:00-22:50							

Sections with no scheduled date and time :

[View Detail Schedule](#)



With electronic ID, you can ...

add/drop course

Current Schedule

Status	Action	CRN	Subj	Crse	Sec	Level	Cred	Grade Mode	Title
Web registered on Apr 09, 2013	None	15882	GE	1109	C01	Bachelor's Degree	3.000	Letter grade	Val & Justice in the Cont'y Wor
Web registered on Apr 09, 2013	None	15892	GE	2401	T01	Bachelor's Degree	3.000	Letter grade	English for Science

Total Credit Hours: 6.000

Minimum Hours: 0.000

Maximum Hours: 15.000

Date: May 14, 2013 05:48 pm

Add Classes Worksheet

CRNs

Submit Changes

Class Search

Reset

[Master Class Schedule | View Help]

Visit the Orientation website for a demo of course add/drop
<http://www.cityu.edu.hk/orientation/>

With electronic ID, you can ...

- get your examination timetable
- view your grades
- apply for credit transfer, transcripts, etc

Student Record

For your easy navigation, a new "Study Plan" tab is added in the AIMS menu.

My Status

My Academic Record

My Advisor / Mentor and My Mentees

My Examinations

My Finance

(View e-Statement, Account Summary, Deferral of Tuition Payment, etc.)

My Applications (for Undergraduate and Taught Postgraduate Programmes)

My Applications (for Professional Doctorate and Research Degree Programmes)

My Study Details (for Professional Doctorate Programmes)

My Study Details (for Research Degree Programmes)

With electronic ID, you can ...

log on to the CAP - CityU Announcement Portal where you must check for announcement every day and read the daily digest (summary) emailed to you.

The screenshot displays the CityU website interface. On the left, a 'Login to...' menu lists various services, with 'CAP' circled in green. A green arrow originates from this circle and points to a larger green oval containing the text 'CAP'. The main content area includes a 'Highlights' section with the message 'No highlight today.', a 'Mobile Apps' section featuring icons for Canvas, CityU Mobile, and AIMS, and a 'Useful Information' sidebar with links such as 'Academic Calendar', 'Adverse Weather Arrangements', 'Campus Map', 'CityU Tour', 'IT Info', 'Library', 'Offices & Departments', 'Useful Contacts', 'News Media', 'CityU NewsCentre', and 'University Publications'. A 'Login' button is visible in the top right corner.

With electronic ID, you can ...

log on to CityU Email - Enter your EID and password

The screenshot shows the CityU Portal homepage. At the top right, there is a 'Login' button. Below the header, there is a search bar. The main content area is divided into several sections:

- Login to...**: A list of services including AIMS, Canvas, CAP, Microsoft 365 for Staff, **Microsoft 365 for Students** (circled in green), Other Email Services, CityU Scholars, and CityUWiki.
- Highlights**: A section with a 'No highlight today.' message.
- Mobile Apps**: A section displaying three mobile app icons: Canvas, CityU Mobile, and AIMS. Below each icon are Android and Apple logos. A link 'View all CityU Mobile Apps' is present at the bottom of this section.
- President's Blog - The Way**: A banner featuring a photo of a man and the text 'President's Blog - The Way'.
- Useful Information**: A list of links including Academic Calendar, Adverse Weather Arrangements, Campus Map, CityU Tour, IT Info, Library, Offices & Departments, and Useful Contacts.
- News Media**: A list of links including CityU NewsCentre and University Publications.

A green arrow points from the 'Microsoft 365 for Students' link in the 'Login to...' section to a large green oval containing the word **Email**.

With electronic ID, you can ...



香港城市大學
City University of Hong Kong

Log in to your University student email account (EID-c@my.cityu.edu.hk). As needed by your studies, you can apply for an optional Gapps (Google) account.

STAFF

@cityu.edu.hk

- ➔ Web Login to
@cityu.edu.hk
@gapps.cityu.edu.hk (Optional)
@staff.cityu.edu.hk (Optional)

⚙ Account Management

❓ FAQ for Staff Microsoft 365

STUDENT

@my.cityu.edu.hk

- ➔ Web Login to
[@my.cityu.edu.hk](#)
@gapps.cityu.edu.hk (Optional)

⚙ Account Management

❓ FAQ for Student Microsoft 365

ALUMNI

@my.cityu.edu.hk

- ➔ Web Login to
@my.cityu.edu.hk

⚙ Account Management

❓ FAQ for Alumni Microsoft 365

FRIENDS

@friends.cityu.edu.hk

- ➔ Web Login to
@friends.cityu.edu.hk

⚙ Account Management

❓ FAQ for Friends Email

👤 Activate Friends Account

❗ Former Staff Email Problem Reporting

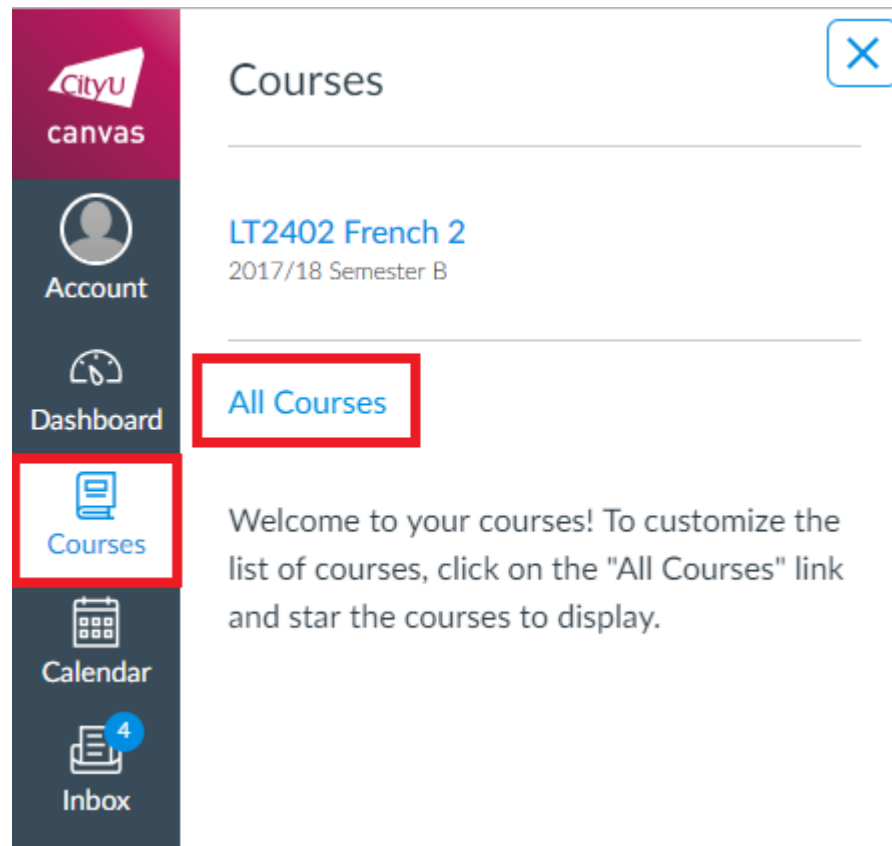
The use of the above Email services is governed by the University's "[Policies on Use of IT Services & Resources](#)".

❓ General FAQ for Email Services

✉ Problem Reporting

With electronic ID, you can ...

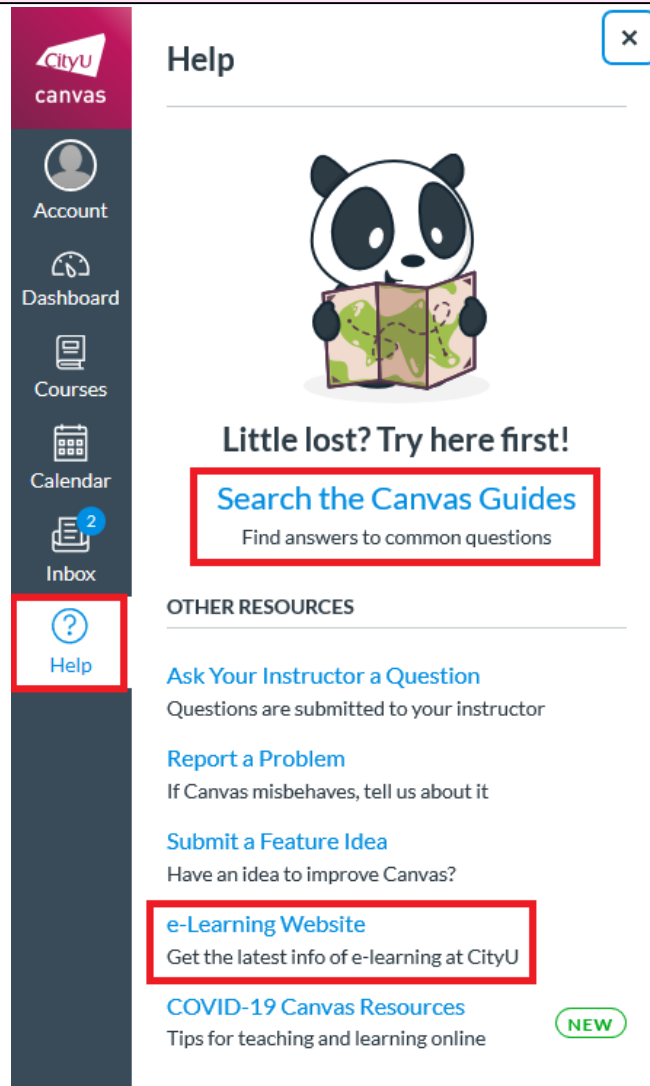
log on to the Canvas to access the course sites, get lecture materials, communicate and collaborate with your instructors and classmates for all web-enabled courses.



The screenshot displays the Canvas user interface. On the left is a vertical sidebar with navigation options: 'canvas' (with the CityU logo), 'Account', 'Dashboard', 'Courses' (highlighted with a red box), 'Calendar', and 'Inbox' (with a notification badge showing '4'). The main content area is titled 'Courses' and contains a list of courses, including 'LT2402 French 2' for '2017/18 Semester B'. Below the course list, there is a link labeled 'All Courses' (highlighted with a red box) and a welcome message: 'Welcome to your courses! To customize the list of courses, click on the "All Courses" link and star the courses to display.' A close button (X) is visible in the top right corner of the main content area.

With electronic ID, you can ...

learn more about e-Learning or obtain e-Learning support by going to e-Learning Website or searching the Canvas Guides



The screenshot shows the Canvas user interface. On the left is a dark sidebar with navigation icons: Account, Dashboard, Courses, Calendar, and Inbox (with a '2' notification badge). The 'Help' icon, represented by a question mark, is highlighted with a red box. The main content area is titled 'Help' and features a cartoon panda holding a map. Below the panda, the text 'Little lost? Try here first!' is followed by a red-bordered box containing the link 'Search the Canvas Guides' and the subtext 'Find answers to common questions'. Underneath, a section titled 'OTHER RESOURCES' lists several options: 'Ask Your Instructor a Question', 'Report a Problem', 'Submit a Feature Idea', 'e-Learning Website' (highlighted with a red box), and 'COVID-19 Canvas Resources' (with a 'NEW' badge).

cityU
canvas

Account

Dashboard


Courses

Calendar

Inbox 2

Help

Help



Little lost? Try here first!

[Search the Canvas Guides](#)
Find answers to common questions

OTHER RESOURCES

[Ask Your Instructor a Question](#)
Questions are submitted to your instructor

[Report a Problem](#)
If Canvas misbehaves, tell us about it

[Submit a Feature Idea](#)
Have an idea to improve Canvas?

[e-Learning Website](#)
Get the latest info of e-learning at CityU

[COVID-19 Canvas Resources](#) **NEW**
Tips for teaching and learning online

With electronic ID, you can ...

book and check your quota of library study space, Makerspace...



Library Facilities Booking System Run Run Shaw Library

Navigation: Home | Group Study Room | Study Carrel | PC | VR/3D | Theatre | CREATE! | Map | Policy | Report | Help | Logout

Account: lbmcheng - General (2000) | Date: 19 May 2022 (Fri) | Type: Study Carrel | Number: 101 - 118

Room	09:00	10:00	11:00	12:00	13:00	14:00	15:00	16:00	17:00	18:00	19:00	20:00	21:00	22:00
101														
102														
103														
104														
105														
106														
107														
108														
109														
110														
111														
112														
113														
114														
115														
116														
117														
118														

Facilities shown in the booking grid:

- The CREATE! MakerSpace
- Mini Theatre
- Group Study Rooms
- CREATE! – 3D Printing
- Discovery Corner – 3D Scanning
- Study Carrels
- CREATE! – Laser Cutting and Engraving
- Discovery Corner – Virtual Reality (CAVE)

Handwritten annotations: 'N3' on the left and right sides of the interface.

With electronic ID, you can ...

access CityU computing facilities on campus via

- Wireless LAN
- Virtual Desktop Service (VDS)
- Teaching Studio Areas in the Computing Services Centre, the Oval, and the Information Space inside the Library
- Express Terminals



For more information, visit the Computing Services Centre Website :

<http://www.cityu.edu.hk/csc/>

With electronic ID, you can ...

access CityU computing facilities at home

- Virtual Private Network (VPN) for secure connection



For more information, visit the Computing Services Centre Website :

<http://www.cityu.edu.hk/csc/>

With electronic ID, you can ...

apply for student residence

For more information, visit the Student Residence Website :
<http://www.cityu.edu.hk/sro>

With electronic ID, you can ...

apply for student lockers

For more information, visit the Student Development Services Website :
http://www.cityu.edu.hk/sds/web/facilities_lockers.shtml