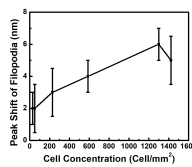
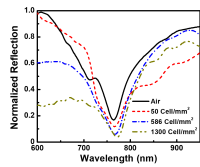
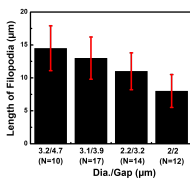
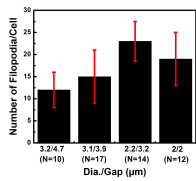



Design and Nanofabrication of Highly Sensitive Plasmonic Sensors for Biomedical Cell and Molecule Detection

Health & Wellness

Biomedical and Genetic Engineering

Nanotechnology and New Materials



Remarks

1. International Exhibition of Inventions of Geneva (IEIG) 2024 - Gold Medals with Congratulations of the Jury
2. International Exhibition of Inventions of Geneva (IEIG) 2024 - Special Award

IP Status

Patent granted



Opportunity

This microfluidic apparatus comprises an array of highly sensitive plasmonic biosensors and a separator, designed to detect nanometer-sized protrusions from cells, facilitating effective disease screening and diagnosis.

- Compact system suitable for point-of-care applications
- User-friendly operation, eliminating the need for medical personnel
- Cost-effective nanoimprint technology, facilitating mass production
- Highly sensitive biosensors for unique detection of nanometer-sized biomolecules
- Enables early disease detection and diagnosis
- Applicable to a variety of diseases

Technology

The invention features an engineered platform equipped with an array of plasmonic sensors on a base, serving as a biosensor for cell and biomolecule detection. Additionally, a separator is positioned atop the biosensors to distinguish cell protrusions from cell bodies, enabling the detection of nanometer-sized filopodia separated from micrometer-sized cell bodies for the first time.

Technology Readiness Level (TRL) ?

6

Inventor(s)

Prof. PANG Stella

Dr. ZHU Shuyan

Enquiry: kto@cityu.edu.hk

Develop Concept

Proof Concept

Build Value

Fellowship Funding

- Compact microfluidic system
- Nanoimprint technology for stacking multiple layers
- Plasmonic sensor for nanometer-sized biomolecule detection
- Separator to distinguish micrometer-sized cell bodies from nanometer-sized cell protrusions
- First time sensing of filopodia from cells for disease screening and cancer diagnosis
- Compact system suitable for point-of-care applications

Advantages

- First time demonstration of biosensing at nanometer dimensions
- High sensitivity due to advanced plasmonic sensors
- Compact microsystem that can be mass produced at low cost
- The only microfluidic system capable of distinguishing cell protrusions from cell bodies
- Low noise system for detection based on shift of resonance peaks

Applications

- Compact, user-friendly, portable microsystem for point-of-care applications
- High-sensitivity biosensor for early disease screening and diagnosis
- Cost-effective production of plasmonic detector in integrated microfluidic system
- Detection of nanometer-sized filopodia and biomolecules
- Applicable to multiple diseases, including cancer

