

Environmental Report

—
2021-2022

Content

Message from the Director	Page 3
Executive Summary	Page 4
1. Strategic Plan and KPI	Page 5
2. Waste Management	Page 6
3. Water Management	Page 16
4. Energy Management	Page 17
5. Air Quality Management	Page 24
6. Campus Greening	Page 25
7. Sustainability in Residential Estates	Page 32
8. Activities and Collaborations	Page 33
9. Recognitions and Awards	Page 53
10. Looking Ahead	Page 57
Appendix	Page 58

Message from the Director

The 2021-2022 Environmental Report covers the period from 1 July 2021 to 30 June 2022. During the reporting year, COVID-19 pandemic outbreak continued making huge impacts on our society and worldwide. In this period, City University of Hong Kong (CityU) strived through all the unprecedented challenges to uphold our social responsibilities, particularly in the areas of low carbon lifestyles, carbon neutrality, Municipal Solid Waste (MSW) Charging Scheme, students environmental behavior and caring for society to ensure a sustainable future.

In the reporting year, the Facilities Management Office (FMO) at CityU dedicated our continued efforts in promoting low carbon lifestyles through encouraging committing in low carbon life practices and promotion in reducing MSW. A series of promotion and education programmes have been organised to increase CityU community's awareness on the new MSW Charging Scheme which is going to be implemented in the third quarter of 2023. On the other hand, the collaboration among local eight UGC-funded universities have been increased. A three-year project named Jockey Club Sustainable Campus Consumer Programme was officially launched in 2021. The project aimed to promote the United Nations Sustainable Development Goal #12: Responsible Consumption and Production. A series of programmes have been designed.

We welcome Year 2023 with much faith and hope in the recovery of local and global situations, and CityU will continue her commitment to the health and safety of our community and society. FMO will embrace the unforeseeable future and press on with the promotion of green living and conservation of the environment.

We hope that the sharing in this report will contribute towards educating our key audiences and help fostering greater environmental awareness. Please enjoy reading.

Brenda Lai
Director of Facilities Management

Executive Summary

Key Performance Indicator (KPI)

To achieve a carbon-neutral campus, CityU's immediate focus is placed on carbon reduction by enhancing the energy efficiency of both new and existing buildings. Using the baseline year of 2018-2019, we target a reduction of 8% of Greenhouse Gas (GHG) Emission per floor area on campus by 2030. In 2021-2022, the reduction in GHG Emissions per floor area is 23% compared with the baseline year.

Major and Achievements and Activities in 2021-2022

- Organised Green Living @ CityU 2021 with the theme of “Low Carbon Lifestyles Begin with Me”. A total of 16 programmes were held and there were more than 600 participants. The signature event is Low Carbon Lifestyle Pledge to encourage members of the CityU community to make their commitment to 8 small actions in their daily living. The overwhelming response demonstrated that our staff and students had a good awareness on sustainability.
- Planned and organised a year-round programmes for 2022 called “CityU WasteSmart Money\$mart Campaign (城大「智慳」「識減」大行動)” to tackle the enactment of the Municipal Solid Waste (MSW) Charging Scheme. Eleven programmes have been held in the first half of 2022 with participants including CityU staff and students, contractors, catering outlets, etc. CityU's Challenges and Opportunities have been shared with CityU members and they were urged to prepare for waste reduction and recycling.
- There were a number of collaborations among eight UGC-funded universities. A three-year project named Jockey Club Sustainable Campus Consumer Programme (JCSCC) was officially launched in 2021. The project aimed to promote the United Nations Sustainable Development Goal #12: Responsible Consumption and Production. At least 9 programmes have been launched and promotion of 6 international days have been posted on CityU social media.
- CityU continued to explore the opportunity of collaboration with external parties such as government authorities, green organisations and groups. In 2021, CityU joined the membership of United Nations' Sustainable Development Solutions Network (SDSN).

Environmental Data

Waste Management

- Diverted over 80 tonnes of solid waste from landfills.
- Recycled about 34 tonnes of food waste.

Water Management

- Consumed 286,740m³ water on campus.
- 740 m³ of grey water recycled for irrigation, which represents 1.2% of total water consumption for cleansing and irrigation.

Energy Management

- Consumed 68.2 million kWh electrical energy.

Awards

- Awarded the Silver Award and Award for Promotion under Commendation Scheme on Source Separation of Commercial and Industrial Waste by the Environmental Protection Department (EPD) of HKSAR Government.
- Awarded the HKAEE Certificate of Merit that organized by the Environmental Campaign Committee of HKSAR Government.
- Awarded an “Excellence Level” Wastewi\$e Certificate by the Environmental Campaign Committee of HKSAR Government in succession of 20 years.
- Awarded Indoor Air Quality Certificated Award in recognition of being the 10 highest participation in the IAQ Certification Scheme in 2020.

1. Strategic Plan and KPI

According to the Strategic Plan 2020-2025 of the University, CityU is committed to promote a green campus and sustainability initiatives

1. Continue to promote a sustainable green campus in response to the global climate emergency, and to formulate and implement policies for the University towards the ultimate goal of becoming carbon-neutral.
2. Expand collaborations among units to enhance sustainability and student engagement to develop a model for a green campus that can be shared across Hong Kong and the region.
3. Expand sustainability education.

Key Performance Indicator (KPI)

To achieve a carbon-neutral campus, our immediate focus will be placed on carbon reduction by enhancing the energy efficiency of both new and existing buildings. Using the baseline year of 2018/19, we target a reduction of 8% of GHG Emission per floor area (e.g., direct GHG emissions/removals and energy indirect GHG emissions) on campus by 2030.



The graphic features the CityU logo and name in both Chinese and English. It lists three commitments: promoting a sustainable green campus towards carbon-neutrality, developing a green campus model, and expanding sustainability education. Below this, it states the KPI: an 8% reduction in GHG emissions per floor area by 2030, using 2018/19 as the baseline. An illustration shows a hand pointing at a globe with a cloud labeled 'GHG' and a green arrow indicating an 8% decrease.

Strategic Plan 2020-2025

CityU is committed...

- ✓ To promote a sustainable green campus for the University towards carbon-neutral
- ✓ To develop a model for a green campus
- ✓ To expand sustainability education

Key Performance Indicator (KPI)

Using the baseline year of 2018/19, CityU targets a reduction of 8% of Green House Gas (GHG) Emission per floor area on campus by 2030

	2021-2022
% Change in GHG Emissions per floor area compared with baseline year (2018-2019)	-23.08%

2. Waste Management

Waste Management Approach

CityU continues to adopt a 5R's approach in waste management, which includes Rethink, Reduce, Reuse, Restore and Recycle.



[CityU Environmental Policy](#)

2. Waste Management

Rethink and Reuse

Procurement of Facilities with Durable Material



Outdoor umbrellas with heavy-duty frames to enhance durability and achieve cost saving for maintenance




Re-use of Acrylic sheets as anti-droplet partitions for meetings and events

2. Waste Management

Rethink and Reuse

Re-use of Foam Boards



As anti-droplet partitions
for workshop of gardeners



As signage for Enrolment Exercise



As decorative foam board for
departmental staff party

Re-use of Display Boards



Re-use of Display Boards for
Outdoor Security Booths

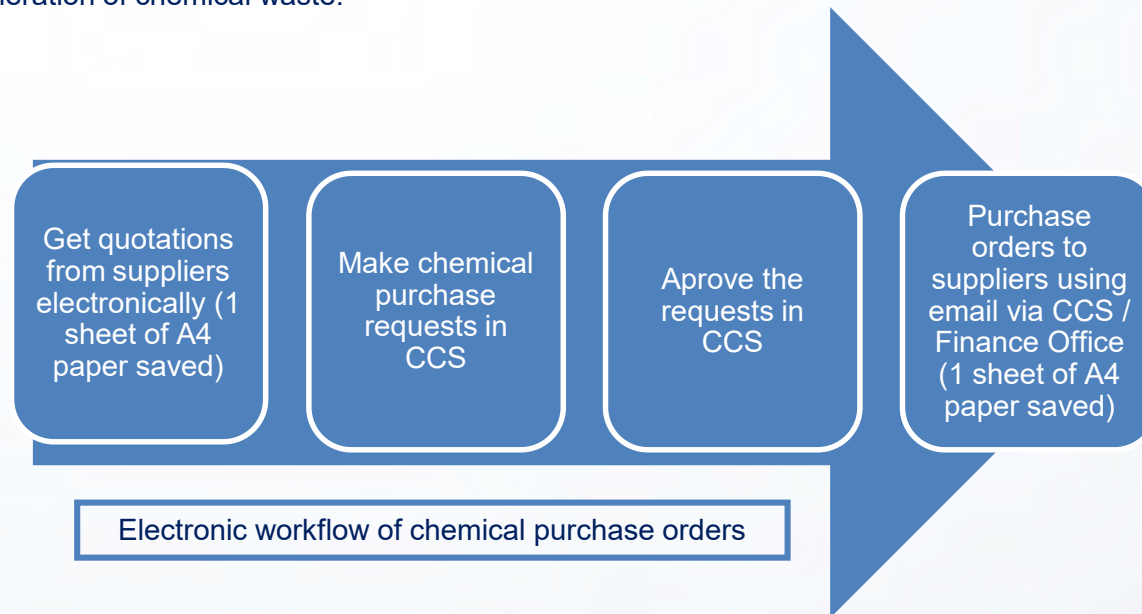
2. Waste Management

Reduce

CityU continued applying online “Chemical Control System” (CCS) for University members to purchase chemicals on campus. The system not only helps the University in complying regulatory requirements on use of chemicals but also reduces the use of paper during the chemical purchase process.

In the reporting period, about 8,250 orders were made via CCS. Assuming 2 sheets of A4 paper are saved in a purchase process, a total of 16,500 sheets of A4 paper were saved in the reporting year which is equivalent to 83 kg of paper or 1.5 trees.

In addition, by using the system, there is a better control on the use, storage and disposal of chemicals, hence helps reduce the wastage and generation of chemical waste.



2. Waste Management

Reuse of Potted Plants for Major Events and Festivals

Potted plants including evergreen plants and seasonal flowers were provided for major university events and festivals (e.g. Commencement, Christmas and Chinese New Year). In order to reduce landscape waste, evergreen potted plants for events would be re-used or kept at the nursery for future use while some of them were planted in landscape areas to enhance greening effect.



Potted Plants were re-used after Events



Planting of Citrus at Roof Garden in L.I



Nursery

2. Waste Management

Recycle of Yard Waste

Yard waste such as branches, tree trunks and leaves generated from pruning and felling works were either shredded in-situ or transported to Y-PARK for shredding as CityU is a registered member.

The yard waste collected in-situ and from Y-Park were used in landscape areas for mulching purpose. Totally, approximate 7,240 kg landscape debris were delivered to Y-Park for recycling process and 226 kg mulches were applied in landscape areas during the reporting period.



Tak Chee Yuen



Student Residence



Y-Park



Visit to Y-Park



Lau Ming Wai Academic Building

2. Waste Management

Reuse and Donation

Items	2020 - 2021	2021 - 2022
Books (kg)	101	5,371
Mooncakes (pcs)	16	59
Plant waste (kg)	--	7,240

2. Waste Management

Recycle

Recyclables	2020 - 2021	2021 - 2022	Difference	%
Waste paper recycled (kg)	67,646	60,476	-7,170	-10.60%
Metals recycled (kg)	487.95	146.7	-341	-69.94%
Plastic bottles recycled (kg)	1340.08	333.5	-1,007	-75.11%
Printer cartridges recycled (kg)	151.2	195.2	44	29.10%
Compact discs recycled (kg)	18.61	28	9	50.46%
Mercury-containing fluorescent tubes and lamps recycled (kg)	17,000	12,400	-4,600	-27.06
Green waste and plant trimmings reused (kg)	273	226	-47	-17.22%
Glass bottles recycled (kg)	2,915	7731	4,816	165.21%
Rechargeable batteries recycled (kg)	48	55	7	14.58%
Used Lai See packets (kg)	51	45	-6	-11.76%
No. of plastic straws saved (pieces)	1,200,000	1,200,000	0	0%

2021 - 2022

Total Recyclables:
82 tonnes

Total MSW:
1,258 tonnes

Municipal Solid Waste (MSW)				
Total municipal solid waste (kg)	1,218,225	1,258,707	40,482	3.32%

2. Waste Management

Recycle - Food Waste

The University always makes use of each opportunity in applying green measures on campus, including the requirements of sorting, collection and recycling of food waste in the catering services contract.

All caterers on campus collect food waste generated from their respective catering outlets and recycle it according to the requirements laid down in their catering services contracts. FMO continues to play the role of monitoring. FMO inspects catering outlets on a regular basis to check that proper separation, collection and recycling are carried out. To echo the food waste collection pilot scheme offered by EPD, 7 catering outlets joined the scheme and their food waste were collected by the food waste collector contracted by EPD while other catering outlets continued collect their food waste for recycling.

Summary of Food Waste Recycled :

	2020 - 2021	2021 - 2022
Food waste collected and recycled for making fish / animal feed or fertilizer (kg)	32,182	33,848

Food waste: 34 tonnes

Compared with the previous year, the recorded amount of food waste collected and recycled has been increased slightly by 5.2% but the quantity of food waste collected were still affected by the outbreak of COVID-19 throughout the reporting period. some of the catering outlets ceased operations on campus and classes were held online most of the time.

2. Waste Management

Hazardous Waste

Quantity of hazardous waste disposed of in year 2020-2021 and year 2021-2022:

	2020 - 2021	2021 - 2022
Liquid Chemical Waste # (L)	24,940	25,330
Solid Chemical Waste # (kg)	18,780	12,980
Clinical Waste * (kg)	3,485.5	3,717
Liquid Radioactive Waste	134 L	14.014 µCi
Solid Radioactive Waste	2.5 kg	0.95 µCi

Remark:

- # As defined under the Waste Disposal Ordinance (Cap. 354). These wastes include fluorescent tubes, lamps, batteries, oily rags, paint pails, etc.
- * Mainly blood contaminated waste from Young Chung-Yee Health Centre of the University and dead animals from laboratories.

3. Water Management

Water Consumption and Recycling

Compared with year 2020-2021, the annual fresh water consumption has decreased. The following particulars are observed:

- a) Portable water consumption decreased by 2.1%. This might be less occupants to use portable water on campus; and
- b) The cleansing and irrigation water consumption decreased by 2.6%. This might be due to less water used for cleansing; and
- c) The water consumption for cooling tower of air-conditioning system increased slightly by 1.1%, which reasonably stable compared with last year.
- d) The swimming pool was closed without water consumption.
- e) 740 m³ greywater was collected from the wash hand basin and condensate water of the central air conditioning system (represented 1.2% of total water consumption for cleansing and irrigation).

	2020-2021	2021-2022	Difference	%
Potable (1000 m ³)	93.64	91.71	-1.93	-2.1%
Cleansing & Irrigation (1000 m ³)	61.90	60.27	-1.63	-2.6%
A/C (1000 m ³)	133.36	134.76	1.4	1.1%
Swimming pool (1000 m ³)	0	0	0	0
Grey water recycled (1000 m ³)	2.39	0.74	-1.65	-69%

4. Energy Management

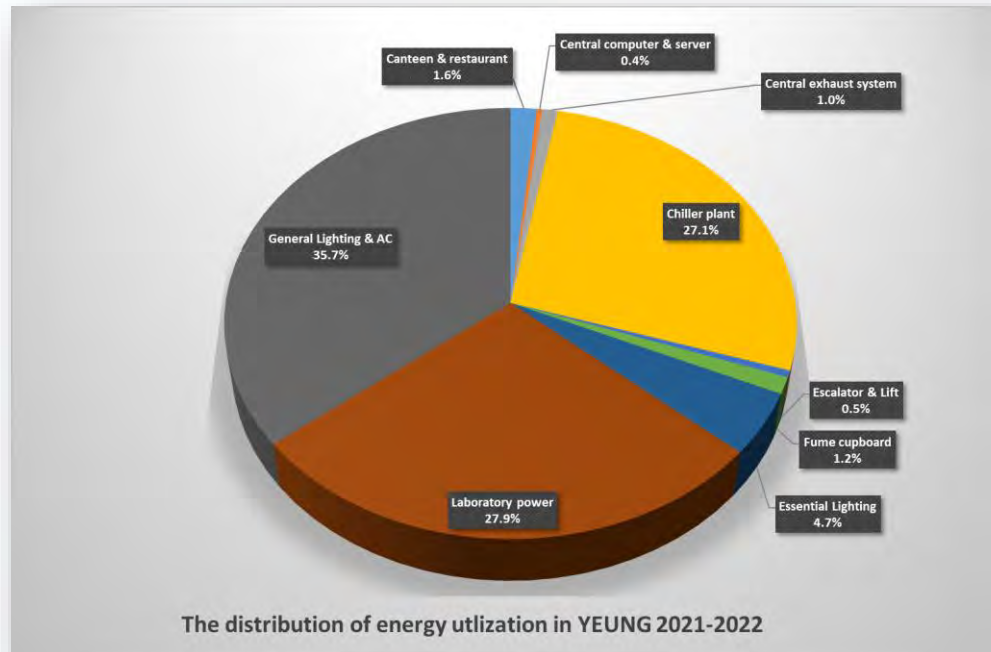
Energy Consumption

The total annual electricity consumption for 2021-2022 was 68.2 million kWh. The electricity consumption for YEUNG, LAU and CMS increased. This might be due to the increase of air-condition load on campus and electricity usage for new powerful computational platform (Hight Performance Computing) in CMC. The electricity consumption in LI decreased a little bit which is reasonable stable compared with the previous reporting year.

Building	2020 – 2021 (mil kWh)	2021 - 2022 (mil kWh)	Difference (mil kWh)	%
YEUNG	46.1	48.2	+2.1	+4.6%
LI	5.9	5.8	- 0.1	- 1.7%
LAU	7.0	7.4	-+0.4	+5.7%
CMC	6.4	6.8	+ 0.4	+6.3%
Total	65.3	68.2	+2.9	+4.4%

4. Energy Management

Energy Consumption - YEUNG



- General Lighting & AC 35.7%
- Chiller Plant 27.1%
- Laboratory Power 27.9%
- Essential Lighting 4.7%
- Central Computer & Server 0.4%
- Canteen & restaurant 1.6%
- Fume cupboard 1.2%
- Central Exhaust System 1.0%
- Lift & Escalator 0.5%



The distribution of energy utilisation in YEUNG

4. Energy Management

Energy Saving Initiatives

Trial run installation by using different IoT devices to control mechanical, electrical and plumbin (MEP) equipment such as fan coil unit, solar light for energy efficiency.



Wi-Fi type of FCU Controller at
U-Concourse, YEUNG



Wall mounted type solar light in TYB




Floor mounted type solar light in TYB



4. Energy Management

Energy Saving Initiatives

Replaced 447 traditional fluorescent tubes into LED Panel Light at various locations. A total of 6,252 W energy saved.



4. Energy Management

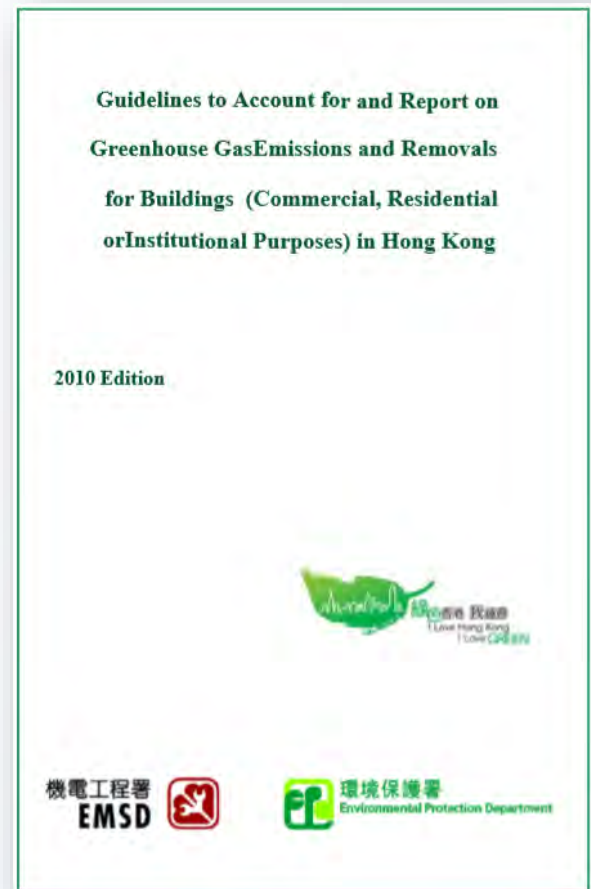
Greenhouse Gas Emissions and Removals

According to the Guidelines to Account for and Report on Greenhouse Gas Emissions and Removals for Buildings in Hong Kong (2010 Edition) that jointly published by EPD and the Electrical and Mechanical Services Department (EMSD) of the HKSAR Government, CityU conducted a carbon audit and reported the results on yearly basis.

According to the Guidelines, the reporting boundary is classified into Scope 1, Scope 2 and Scope 3, while Scope 1 and Scope 2 emissions are mandatory, Scope 3 emissions are optional.

- Scope 1 – direct emissions and removals;
- Scope 2 – energy indirect emissions; and
- Scope 3 – other indirect emissions.

The physical boundary of this report included YEUNG, BOC, LI, LAU, CMC, CYC, Administration Building, FYW, MMW and TYB. The catering outlets located at LI, LAU and CMC are not included. The total GHG emissions in 2021-2022 were 26,641 tones of CO₂-equivalent. There was a 5.44% increase in carbon emissions while compared with 2020-2021. In addition to the increase in total energy consumption by 4.4%, it was also due to the increase in GHG Emission Factor from CLP Power Hong Kong Limited (CLP). However, compared with CityU's baseline GHG gas emission in 2018-2019, it was decreased. The details were shown in the table and in the figure on the following two pages.



Click [here](#) to read the Guidelines

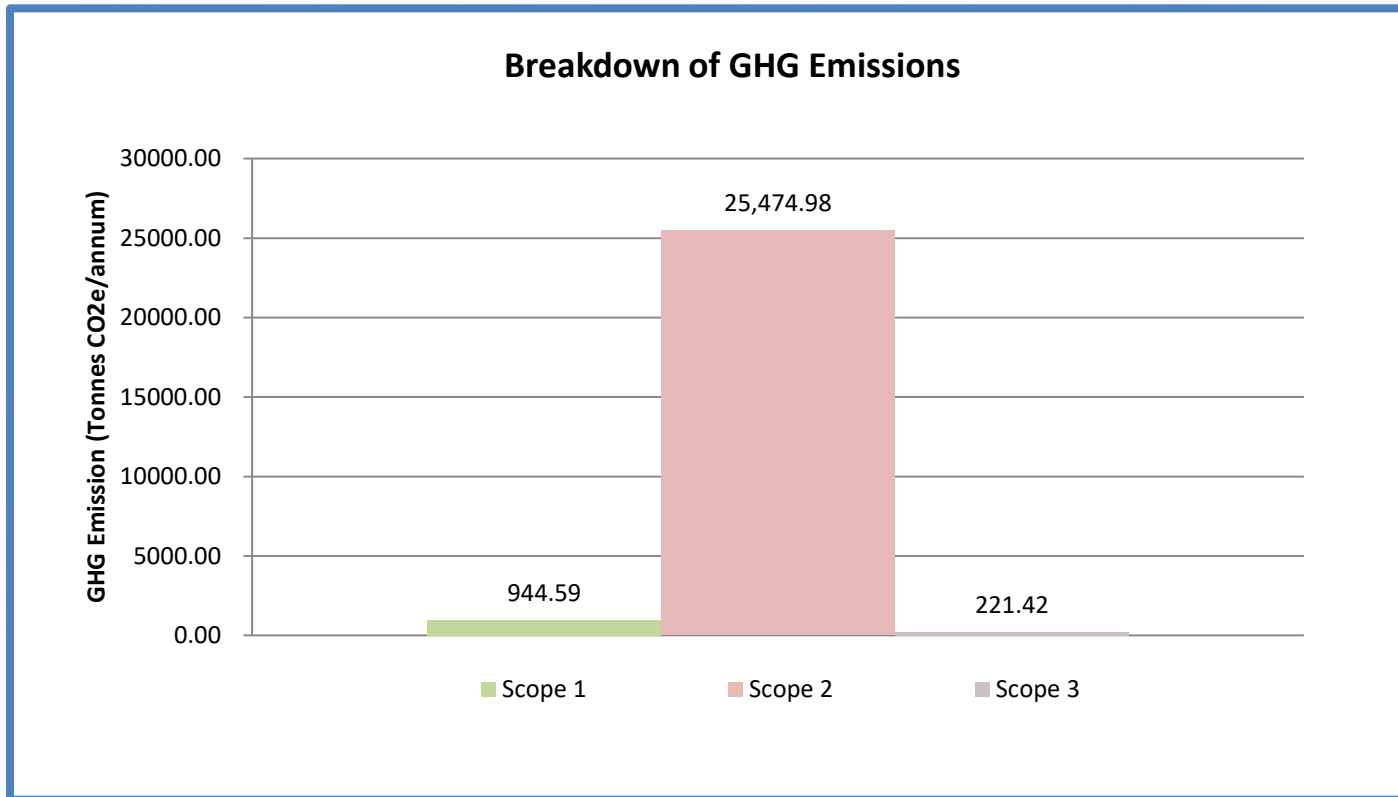
4. Energy Management

GHG Emissions and Removals - Results

Total Scope 1 GHG Emissions:	1,029.96	Tonnes of CO ₂ -equivalent
Total Scope 1 GHG Removals:	85.38	Tonnes of CO ₂ -equivalent
Total Scope 2 GHG Emissions:	25,474.98	Tonnes of CO ₂ -equivalent
Total Scope 3 GHG Emissions:	221.42	Tonnes of CO ₂ -equivalent
Total GHG Emissions:	26,640.99	Tonnes of CO ₂ -equivalent
Total GHG Emissions of Previous Year:	25,266.89	Tonnes of CO ₂ -equivalent
% Change in GHG Emissions compared with Previous Year:	5.44%	
GHG Performance in Ratio Indicator:		
GHG Emissions per floor area:	0.10	In tonnes of CO ₂ -equivalent / m ²
GHG Emissions per floor area of Previous Year:	0.100	In tonnes of CO ₂ -equivalent / m ²
% Change in GHG Emissions per floor area compared with Previous Year:	1.82%	
GHG Emissions per person:	1.16	In tonnes of CO ₂ -equivalent / person
GHG Emissions per person of Previous Year:	1.10	In tonnes of CO ₂ -equivalent / person
% Change in GHG Emissions per person compared with Previous Year:	5.08%	

4. Energy Management

GHG Emissions and Removals



5. Air Quality Management

Indoor Air Quality (IAQ)

A total of eight buildings on campus obtained the “Good Class” IAQ certificate. Seven of the eight buildings have obtained the certificates four years in a row. The seven buildings are YEUNG, LAU, CYC, Administration Building, FYW, MMW and CMC. LI obtained the “Good Class” certificate under the new IAQ certification scheme and it was its second year obtaining the certificate. In addition, CityU received the Indoor Air Quality Certificate Award that issued by EPD in recognition of being the 10 highest participation in the IAQ certification scheme in 2020.



6. Campus Greening

Increase of Greening Area

In addition to the existing landscape, vertical and top surface of building structures is always exploited for enhancing greenery by planting different species of creepers.



6. Campus Greening

Compensatory Tree Planting

Upon removal of hazardous and dead trees, the loss of greenery were compensated by planting of trees or whips of native species for restoration of greening and ecological function.



6. Campus Greening

Landscape Maintenance and Improvement



Gardeners have made great efforts to maintain a beautiful, pleasant and green environment for campus users through a wide range of landscape maintenance and improvement works.

6. Campus Greening

Landscape Maintenance and Improvement



A total of 270 m and 1,000 numbers of natural barrier planted along the boundary of the campus.



95 landscape improvement works have been done in the landscape of campus and residential quarters, creating a green and pleasant environment for campus users.



6. Campus Greening

GROW (Green Roofs over Walls)

The establishment of CityU GROW gathered a group of dedicated volunteers consists of staff members and students to practice organic farming at the roof garden of LI.

Lettuce



**A journey from
sowing to harvesting**

Radish



Red Radish



Sweet Potatoes



6. Campus Greening

GROW (Green Roofs over Walls)

Harvests around the year from the dedicated volunteers were donated to charity.



6. Campus Greening

GROW (Green Roofs over Walls)

Farming can be horticultural therapy. Organised by Convocation and supported by GROW, they ran a programme in April 2022 to allow alumni to learn organic farming which also served the purpose of horticultural therapy. The programme lasted for four months and received overwhelming responses from the participants.



7. Sustainability in Residential Estates

Food Waste Reduction and Recycling



Mini food decomposers are used at residential quarters to recycle food waste into fertilizers to help conserve limited landfills. More than 300 kg of food waste was converted into about 50 kg of fertilizers which were applied in landscape areas on campus.



Application of food waste as fertilizers in landscape areas

8. Activities and Collaborations

Green Living @ CityU 2021

Further to the success of “Green Living @ CityU 2018” and “Green Living @ CityU 2019”, “Green Living @ CityU 2021” was organised and carried out starting from mid to late 2021, which aimed to foster sustainability awareness of staff and students in CityU and to promote low carbon lifestyles.

The theme of the event was “Low Carbon Lifestyles Begin with Me”. It was organised by the Sustainability Committee of the University and Facilities Management Office and supported by GROW of the university and NGOs. A total of 16 activities under 8 areas were held and there were more than 600 participants. The activities included:

- Kick-off Ceremony
- Low Carbon Lifestyles Pledge
- Workshops (Making lip balm, Natural mosquitoes repellent-spray and cream, Insect repellent coffee tiles)
- Activities (GROW, Books give and take, Mooncake collection & donation, Collection of metal container of mooncakes)
- Video Shows (Campus sustainability tour video 2019 and G2G video show)
- Talks (Low carbon fitness and Low carbon diet)
- Exhibitions (Previous sustainability achievements and Veggie promotion)
- Visits (Organic farm visit & experience, Garment to Garment recycle system & the Mills)



8. Activities and Collaborations

Green Living @ CityU 2021

Kick-off Ceremony:

Conducted on 17 September 2021. Mr Sunny Lee, VP(AD) and Prof. Li Wen Jung, Associate Provost (RP) and the Chairman of Sustainability Committee were the officiating guests of the Ceremony.

Shows:

- Campus Sustainability Tour Video - A video tour to campus sustainability
- G2G Video Show - A video show to introduce the garment to garment recycle technology.



8. Activities and Collaborations

Green Living @ CityU 2021

Low Carbon Lifestyle Pledge:

Make online pledge by commitment to 8 small actions:

1. Reduce consumption and waste
2. Buy what I need, not what I want
3. Buy organic and local
4. Make, mend, sew and share
5. Learn about sustainability-related issue in my world
6. Travel less and lightly
7. Consume low carbon diet
8. Offset my carbon emissions




8. Activities and Collaborations

Green Living @ CityU 2021

Exhibitions:

- Achievements in Sustainability
- Veggie promotion



8. Activities and Collaborations

Green Living @ CityU 2021

Books Give and Take:

Donate, reuse and recycle books

Mooncake collection & donation +

Collection of metal containers of mooncakes:

Collect of individual packed mooncakes for the needy and collection of mooncakes metal containers for recycling

GROW:

Organic farming on rooftop of LI



8. Activities and Collaborations

Green Living @ CityU 2021

Workshops:

- Making lip balm
- Natural mosquitoes repellent (spray and cream)
- Insect repellent coffee tiles



8. Activities and Collaborations

Green Living @ CityU 2021

Talks:

- Low Carbon Fitness (online)
- Low Carbon Diet (online)

Green Living @ CityU 2021
Low Carbon Lifestyles Begin with Me



Enrolment

低碳健體班

Low Carbon Fitness



Date: 30 Sept 2021 (Thu)
Time: 12:30 – 1:30 pm
Venue: Online via ZOOM
Language: Cantonese

Organisers:
Sustainability Committee
Facilities Management Office

Supporting Organisations:
Green@ShamShuiPo
綠在深水埗

Green Living @ CityU 2021
Low Carbon Lifestyles Begin with Me

Low Carbon Diet

Adopting a plant-based diet is not only good for the environment by reducing carbon footprint, but also brings a number of health benefits, including reducing the risk of heart diseases, obesity, diabetes, cognitive decline, certain cancers and more. In this session, you will learn from our Green Monday nutritionist on how to have a well-balanced diet without consuming any meat and animal products. The topic covers:

- The sustainability problems of livestock industry
- Health benefits of plant-based diets
- Introduction of plant-based protein sources
- Vegetarian 101 nutrition



素食101
素食不單止可以減碳，為環保出一分力，其實還為健康帶來很多益處，包括降低患心臟病、癌症、糖尿病、認知能力下降、某些癌症等的風險。在本課程中，你將向我們Green Monday的營養學家學習如何在不用任何肉類和動物產品的情況下實現均衡飲食。主題涵蓋：

- 畜牧業對於可持續發展的問題
- 植物性飲食的健康益處
- 植物性蛋白質的來源
- 素食營養101



Date: 8 Oct 2021 (Fri)
Time: 12:30 – 1:30 pm
Venue: Online via ZOOM
Language: Cantonese

CityU
香港城市大學
City University of Hong Kong

Organisers:
Sustainability Committee
Facilities Management Office

Supporting Organisations:
Green Monday / The D.H. Chen Foundation
green monday
陳冬華基金會
THE D.H. CHEN FOUNDATION

8. Activities and Collaborations

Green Living @ CityU 2021

Visits:

- Organic farm visit and experience
- Garment to Garment recycle system and the Mills



8. Activities and Collaborations

CityU WasteSmart Money\$mart Campaign

The Waste Disposal (Charging for Municipal Solid Waste) (Amendment) Bill 2018 (MSW Charging Scheme) has been passed by the Legislative Council on 26 August 2021. A preparatory period of 18 months as a basic arrangement has commenced to allow the Government, various stakeholders and members of the public to prepare for the implementation of the MSW Charging Scheme (the “Scheme”). The Scheme will affect all residents in Hong Kong. Undoubtedly CityU will face big challenges in paying extra costs for dumping waste.

To prepare for the implementation of the Scheme, FMO has organised a year-round CityU WasteSmart Money\$mart Campaign with a series of programmes planned to promote and educate the CityU community on waste reduction, recycling and smart saving.



8. Activities and Collaborations

CityU WasteSmart Money\$mart Campaign

Under the CityU WasteSmart Money\$mart Campaign, a series of programmes have been organised in the first half of 2022 and will be held in the second half of 2022 as well.

Time	Activities organised in Jan-Jun 2022
1/2022	MSW ordinance audio announcement on campus to arouse the community awareness on the Scheme
2/2022	Lai See Reuse and Recycle Program to collect spent Lai See.
2/2022	Joint EPD Food Waste Collection Pilot Scheme (2 years free collection services offered by EPD).
3/2022	5 sets of clean recycling devices on campus to promote and educate the CityU community to do cleaning recycling in their daily lives.
5/2022	3 additional sets of clean recycling devices on campus.
5/2022	Pilot run of refuse bins reduction in common areas.
5-6/2022	Campus existing recycling bins review and replacement with the aims to enhance campus recycling facilities.
6/2022	MSW talk and sharing titled “CityU Facing MSW Charging: Challenges and Opportunities” to educate the CityU community on the impact of the Scheme and introduce the challenges and opportunities at CityU.
6-8/2022	Review to reduce refuse bins and increase recycling bins at various locations.
6-8/2022	Housekeeping campaign – Dump Now and \$ave which makes economic sense to dump the waste on hand now rather than after the Scheme becomes effective and to recycle them as much as possible.
6-9/2022	Books Give and Take to engage the CityU community to share precious reading materials to nurture an academics, reading, sustainable and caring culture.

8. Activities and Collaborations

CityU WasteSmart Money\$mart Campaign

Announcement of MSW Charging on campus



Joint EPD Food Waste Collection Pilot Scheme



Lai See Reuse and Recycle Program



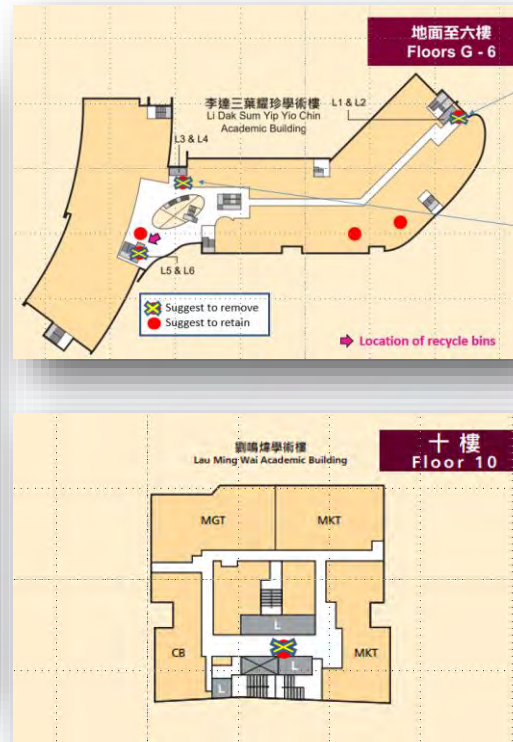
8. Activities and Collaborations

CityU WasteSmart Money\$mart Campaign

Clean recycling devices on campus



Pilot run of refuse bins reduction at common areas of LI and LAU



Enhance campus recycling facilities



8. Activities and Collaborations

CityU WasteSmart Money\$mart Campaign

CityU Facing MSW Charging: Challenges and Opportunities



CityU Facing MSW Charging : Challenges and Opportunities

Date: 2 June 2022

Topics:

1. Talk on Municipal Solid Waste (MSW) Charging
By Ms Sze Hiu Wing, Carolyn,
Green @ Sham Shui Po
(2:30 - 3:30 pm)
2. CityU's Challenges and Opportunities
By Brenda Lai,
Director of Facilities Management
(3:30 - 4:30 pm)

Language: Cantonese

Registration: Scan the QR code to enroll

Format: Online via Zoom

Facilities Management Office
City University of Hong Kong

綠在深水埗

Housekeeping campaign – Dump Now and \$ave



Housekeeping Campaign
Dump Now and \$ave

Dump and recycle unwanted materials now and \$ave before the Municipal Solid Waste (MSW) Charging Scheme becomes effective

Tip: Tip on Good Housekeeping

- Keep e-copies instead of hard copies
- Use "Go Green" to get and transfer used furniture
CityU + CAP + Go Green
- Buy what I need, not what I want
- Recycle as much as possible
Paper, Metals, Plastics, Glass
- Re-use materials wherever practicable
- Adopt 5S practices

Scan to view the Health and Safety Leaflet

Facilities Management Office
City University of Hong Kong

Books Give and Take



BOOKS GIVE AND TAKE

書香世代 - 延續生命、世代相傳
16/8 ~ 15/10/2021
Floor 4, U-Concourse, Yellow Zone, YEUNG

Books

Facilities Management Office
City University of Hong Kong

8. Activities and Collaborations

Sustainable Development Solutions Network (SDSN) Hong Kong

CityU joined the membership of United Nations' SDSN and the Hong Kong Chapter in September 2021. The SDSN has operated under the auspices of the UN Secretary-General since 2012 and is committed to supporting the implementation of the sustainable development Goals (SDGs).

The SDSN Hong Kong Chapter aims to mobilise universities, research centres, civil society organisations, businesses, and other knowledge centres to focus on practical solving for sustainable development. The roles of the SDSN Hong Kong include:

- Raising awareness about the SDGs and 'localizing' the goals;
- Promoting solution initiatives for sustainable development in the regions;
- Promoting education for sustainable development;
- Assisting the government in identifying local, national, and regional sustainable development challenges and in devising long-term strategies.

SDSN Hong Kong focuses resources on actionable and solution-based goals that would lead to tangible, sustainable deliverables and sees the following SDGs as the network priorities:

- Goal 1 End poverty in all its forms everywhere.
- Goal 3 Ensure healthy lives and promote well-being for all at all ages.
- Goal 4 Ensure inclusive and equitable quality education and promote lifelong learning opportunities for all.
- Goal 12 Ensure sustainable consumption and production patterns.
- Goal 13 Take urgent action to combat climate change and its impacts.



8. Activities and Collaborations

Joint-U Campaign – Jockey Club Sustainable Campus Consumer Programme (JCSCCP)

Over the years, the eight publicly-funded universities of the Hong Kong Sustainable Campus Consortium (HKSCC) have been working together in making Hong Kong a more sustainable society. The Jockey Club Sustainable Campus Consumer Programme (JCSCCP) was developed as a collaborative endeavour by the eight member institutions of the HKSCC. This three-year programme promotes the United Nations' SDG#12, Responsible Consumption and Production, and aims to groom a new generation of more responsible and thoughtful consumers. The Launch Ceremony was held online on 21 January 2022.

The programme consists of three core focus areas: (1) Responsible Choices, (2) Responsible Consumption, and (3) Responsible Consumer Activism. It aims to:

- Reduce the overall campus consumption of energy and water;
- Reduce one-time use disposable food and beverage containers; and
- Increase the awareness and understanding of eco-labelling.



8. Activities and Collaborations

Joint-U Campaign – Jockey Club Sustainable Campus Consumer Programme (JCSCCP)

Among the three focus areas of JCSCCP, a series of programmes have been prepared and some have been organised during the reporting period.

- Kick-off survey for installation of smart electricity meters and showerheads with target to install 64 meters at eight university campuses (each university has 8 pieces) and 1,000 pieces showerheads with each university has 125 pieces
- Launched EatForThePlanet Campaign, a new carbon footprint labelling educational programme, targeting on-campus canteens
- SDG# 12 GAMithon, a competition designed for the students of eight universities with the aim to develop a gaming solution to invite the world to adapt responsible consumption and production lifestyle
- Posting of international dates on University's social media such as facebook, Instagram etc. World Forestry Day (21 March), World Water Day (22 March), Earth Day (22 April), International Day for Biological Diversity (22 May), World Environmental Day (5 June) and World Oceans Day (8 June) have been posted.
- Organised two sessions of Sustainable Fashion Campaign Webinar namely Sustainable Fashion: Renewable and Recycled and Sustainable Fashion: Circular Fashion.
- Prepared university sustainability fun facts for preparing the JCSCCP website which will be placed under HKSCC website.
- Launched Sustainable Fashion Short Video Competition with the aim to raise awareness among all of us to be smart and sustainable consumers
- Organised Tour to the Mills Fabrica with the aim to witness and learn about upcycling progress and help close the materials loop
- Launched Sustainability Leadership Programme with the aim to train university students with a series of training programmes to allow them to explore current sustainability issues, discover the leader in themselves and meet new faces from different universities. The students who finish the programme will become future event ambassadors of JCSCCP and might even be next year's programme mentors of next batch of sustainability leaders.



8. Activities and Collaborations

Joint-U Campaign – Jockey Club Sustainable Campus Consumer Programme (JCSCCP)

Activities organised in early 2022

Jockey Club Sustainable Campus Consumer Programme
香港綠校園挑戰
SDG#12 GAMITHON

WHAT TO ACHIEVE?
Develop a gaming solution to invite the world to adopt responsible consumption and production lifestyle
以遊戲化方案推動負責任消費及生產模式

4 STREAMS TO PARTICIPATE IN:

- FOOD LOSS 食物浪費
- INVISIBLE RESOURCES ENERGY AND WATER 隱形資源 – 能源及水
- PRODUCTION A CONSUMPTION 生產與消費
- SUSTAINABLE CAMPUS 可持續校園

WHAT TO EXPECT?
Up to HKD25,000 project funding winning teams
勝出隊伍將有機會得到高達港幣\$25,000

Learn from gamification experts and product designers
向遊戲化專家及產品設計師學習

Cross universities collaboration 跨校合作機會

ALL UG / PG STUDENTS ARE WELCOME!
歡迎所有本科生/研究生參加!

APPLICATION DEADLINE:
10/04/2022

Sustainable Fashion Short Video Competition
永續時尚短片創作比賽

Prepare a New Generation of Smart and Sustainable Consumer 迎接新一代成為可持續及負責任的消費者

Deadline 截止日期:
Longitudinal video 橫向影片: 16 July 2022
Cross-sectional video 橫向影片: Any time
Individual OB/GYN: Individual OB/GYN

Submit Your Entry Here!
提交您的参赛作品!

Sustainable Fashion Webinars
永續時尚網上研討會

Prepare a New Generation of Smart and Sustainable Consumer 迎接新一代成為可持續及負責任的消費者

Sustainable Fashion: Renewable and Recycled Materials

Guest Speaker: Bonnie Tung from HKRITA
Date: 13 April 2022
Time: 12:30 - 1:30
Language: English

Sustainable Fashion: Circular Fashion

Guest Speaker: Coranne Chu from Redress
Date: 14 April 2022
Time: 16:00 - 17:00
Language: English

Sustainability Leadership Programme
可持續發展領袖計劃

BE THE CHANGE 改變，因你而起
BECOME FUTURE AMBASSADORS AND MENTORS 成為未來活動大使和導師

Online SDG#12 Training 網上SDG#12培訓
Team Building – Nature Exploration 團體合作活動 – 環境探索
Online Life Cycle Analysis Training 網上生命週期分析培訓
Online Sustainable Food Consumption Programme 網上永續飲食培訓
Soft Skills Training Workshops 技巧培訓工作坊

Programme will be conducted in English 活動將以英語進行

AFTER THE PROGRAMME 完成培訓後

Receive a certificate by committing minimum of 30 hours as a programme ambassador 成為計劃大使，完成最少30小時實踐時數即可獲得證書
Selected students will also take up the role of mentors for next year's Sustainability Leadership Programme 部分學生將擔任明年可持續發展領袖計劃的導師

Tour to the Mills Fabrica
with The Hong Kong Research Institute of Textiles and Apparel (HKRITA)

Language of the Tour: English

22 JUNE (WED) 4:00PM - 5:30PM / 23 JUNE (THU) 11:00AM - 12:30PM

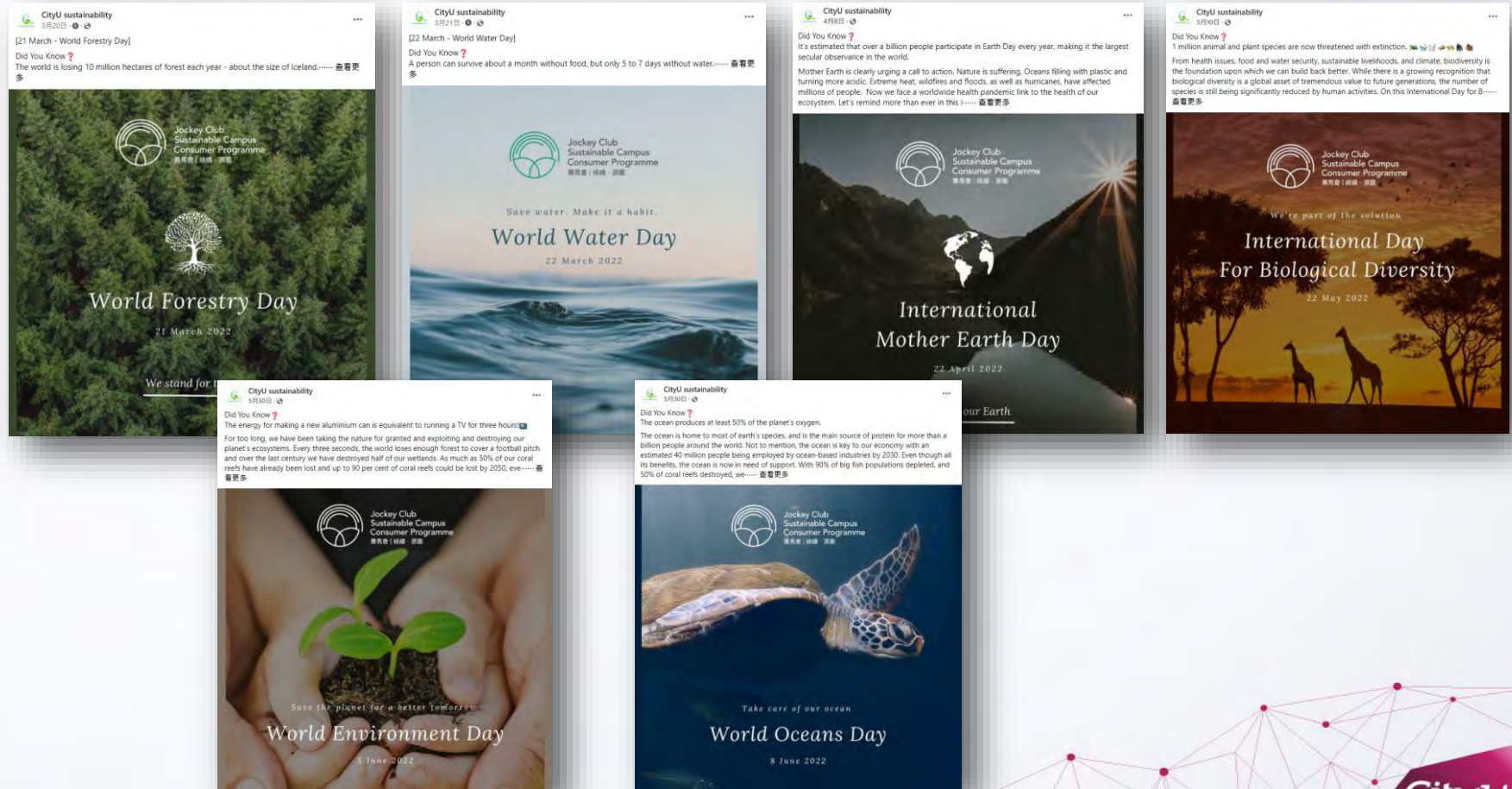
Visit the Garment-to-Garment Recycle System and the Fabrica Lab for FREE!!!!

Limited spots for each session, enrol now!

8. Activities and Collaborations

Joint-U Campaign – Jockey Club Sustainable Campus Consumer Programme (JCSCCP)

Posting of International Days on social media



8. Activities and Collaborations

Energy Saving Charter

The University continued to sign up to the “Energy-Saving Charter 2021” (Charter) which was co-launched by the Environment Bureau (ENB) and EMSD. By signing the Charter, the University was committed to switch off electrical appliances and systems when not in use and procure energy efficient electrical appliances (such as those with Grade 1 energy labels, fridge with door) and systems from June 2021 to May 2022. FMO issued energy saving tips on switching off appliances and systems when not in use:

- Lights, air-conditioners should be switched off in areas that are unoccupied. With few people working in the office, switch off the non-essential lighting and use task lighting to directly illuminate work areas.
- Part of lift and escalator can be idled during non-peak hour.
- Use appliances with timer control or automatically switch-off control functions to avoid leaving appliances in standby mode for a long period.
- Unplug all equipment chargers and adapters when they are not in use. Please read leaflet on Reducing Standby Power Consumption.
- Switching off the computer screen can save more energy instead of letting the "screen saver" run.
- When leaving office, arrange for the last-man-out to check and switch off the power source to all air-conditioner, lighting and office equipment that are not in use.



8. Activities and Collaborations

WWF Earth Hour 2022

CityU has always supported the WWF Earth Hour campaign held and so as this reporting period. On 26 March 2022, the University turned off non-essential lights in corridors, open / roof gardens, carparks and / or external public areas at YEUNG, Administration Buildings, BOC, LI, LAU and CMC for one hour from 8:30 pm to 9:30 pm.

Moreover, CityU Announcement Portal (CAP) was used to inform all staff and students to encourage them and their families to support this meaningful event by turning off lights in office and at home with the aim to arouse awareness on global warming, energy saving, and reducing emission of pollutants and greenhouse gases.

The theme for Earth Hour 2022 is “**Habits Protect Habitats**”, which shines a spotlight on some silent heroes: wetland habitats.



Hong Kong No Air Con Night 2021

It was the 12th year that Green Sense organized Hong Kong No Air Con Night. All CityU staff and their families, and residential hall students were invited to participate in the event by switching off their air-conditioner when the outdoor temperature is lower than 27°C. The objective of the event is to raise awareness of energy saving with focus on promoting the green practice of reducing use of air-conditioning, as air-conditioning constitutes a large proportion in the total energy consumption in Hong Kong.

9. Recognitions and Awards

2020 Hong Kong Awards for Environmental Excellence – Public and Community Services Merit Award



Commendation Scheme on Source Separation of Commercial and Industrial Waste – Silver Award and Award for Promotion



9. Recognitions and Awards

Hong Kong Green Organisation Certification – Wastewi\$e Certificate



Hong Kong Green Organisation Certification - Energywi\$e Certificate



9. Recognitions and Awards

Umbrella Bags Reduction Accreditation Program 2021 – Gold Level



Joyful@Healthy Workplace Charter



9. Recognitions and Awards

Hong Kong Awards for Environmental Excellence 2020 (HKAEE) – Certificate of Merit and Hong Kong Green Organisation



Hong Kong Green Day 2022

As supporting organisation of Hong Kong Green Day that organised by Green Council.



10. Looking Ahead

Year 2023 will be a challenging year for CityU in sustainability. The MSW Charging Scheme is expected to enact in the second half of 2023, hence the University needs to be creative in finding ways to reduce waste and save unnecessary expenditures. CityU has started a signature event called WasteSmart Money\$mart Campaign in early 2022 and arranged a number of promotions and trainings to arouse the awareness of the CityU community. Campaign activities will continue in 2023.

The highly anticipated Jockey Club One Health Tower (the Tower), which is a 15-storey building consists of laboratories, sports facilities and offices, along with the 5-storey high Hong Kong Tech International Centre, are expected to be completed in 2023. Together they will increase the gross floor area by more than 70,000m². With the increase in floor area, the University will have to put in extra efforts in order to achieve the target of 8% reduction of greenhouse gas (GHG) emission per floor area in 2030 and towards a carbon neutral campus. Smart building features utilizing IoT energy controlled devices, motion sensors and increased use of clean energy will become more common in campus buildings. Furthermore, with the arrival of the dairy cattle, the University Farm in Tai Po has gone into full operation. In a first for local universities, fresh milk and ice cream are expected to be sold on campus from next January. This is very meaningful from the sustainable development perspective.

CityU will be the convenor of HKSCC in 2023, in addition to work closely with HKSCC working groups on sustainability performance, education and promotional campaigns, we will also focus on the JCSCCP programmes to promote the UNSD Goal #12: Responsible Consumption and Production.

Appendix

Building abbreviation

BOC	Bank of China (Hong Kong) Complex
CMC	Run Run Shaw Creative Media Centre
CYC	Cheng Yick-chi Building
FYW	Fong Yun-wah Building
LAU	Lau Ming Wai Academic Building
LI	Li Dak Sum Yip Yio Chin Academic Building
MMW	Mong Wan-wai Building
TYB	To Yuen Building
YEUNG	Yeung Kin Man Academic Building



香港城市大學
City University of Hong Kong

End of Report



專業 創新 胸懷全球
Professional • Creative
For The World

Facilities Management Office
<http://www.cityu.edu.hk/fmo/>

